


OverDrive for Kindle



The Finger Lakes Library System offers free eBooks that you can borrow and download on your Kindle. Basic Kindle users will have to download eBooks with the help of a computer, whereas users of Kindle Fire (and newer versions) can download eBooks directly on their device. Follow the steps below to borrow Kindle Books and deliver them to your Kindle or Kindle reading app.

What You Will Need:

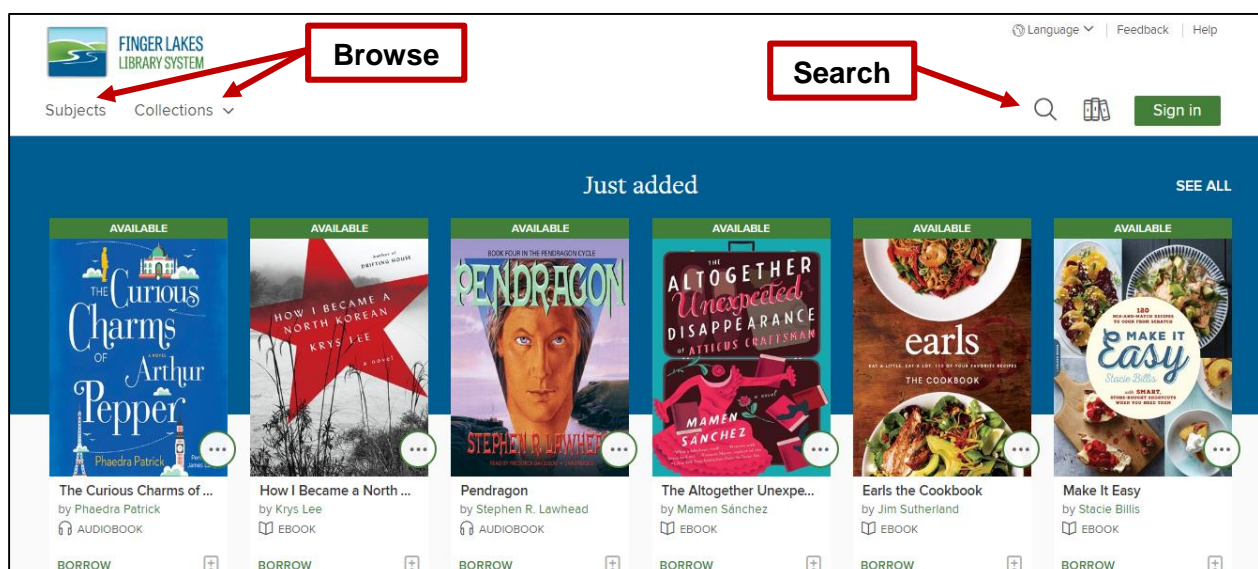
- ✓ A library card from any of the Finger Lakes Library System member libraries and your library card PIN (usually the last four-digits of your phone number).
- ✓ An active Kindle account with Amazon
- ✓ Kindle Fire device OR Basic Kindle device & computer
- ✓ Internet connection

Step 1

Access the Finger Lakes Library System OverDrive catalog from a computer with an internet connection, by visiting <http://flls.lib.overdrive.com>. Kindle Fire users will access the catalog from their device.

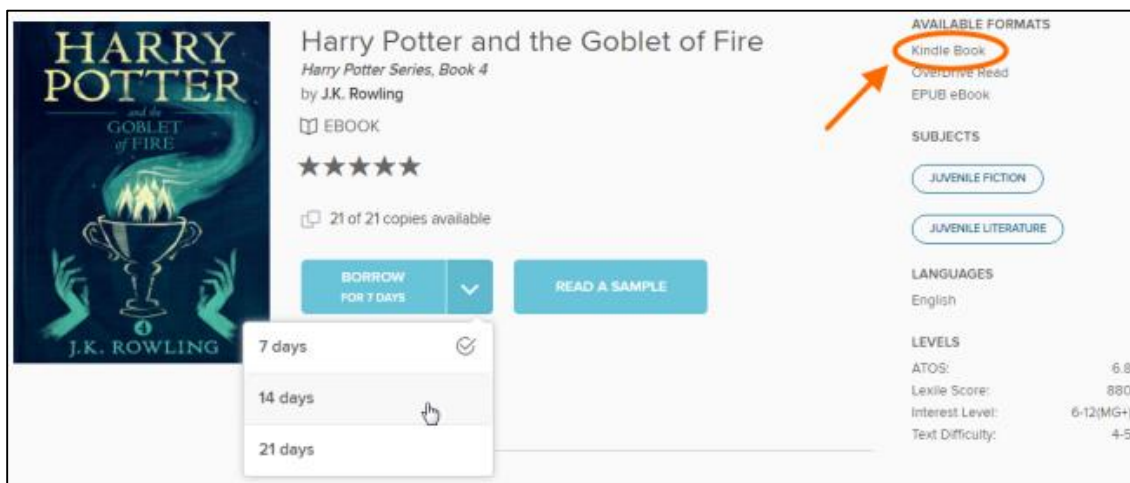
Step 2

Search or browse (by Subject or Collection) for eBooks. Just like physical books, each eBook may only be checked out by one patron at a time. Items that are available to borrow will have a green banner with “AVAILABLE” Items that are currently out have a cream colored banner than says, “WAIT LIST.” You can place a hold on wait list items and you will receive an email when they are available.




Step 3

Find a Kindle Book to borrow. You can tap or click a title to go to its details page. The details page lists the formats available for that title, including Kindle Book (if available). Run a search, then narrow your results by selecting Kindle Book under the "eBook" filter. Use the advanced search and choose Kindle Book in the "Formats" drop-down menu.



Note: Some Kindle Books from your library (including many picture books, read-alongs, and graphic novels) are not supported on certain Kindle devices or reading apps. To check if an eBook has Kindle device or app restrictions, look for a Kindle restrictions link under "Available formats."

Once you find an eBook that's available as a Kindle Book, select **Borrow**. Sign in when prompted.

Select  to go to your Loans page. From there, select **Choose a format**, then **Kindle Book**. You'll be taken to Amazon's website to complete checkout and send the eBook to your Kindle device or reading app.

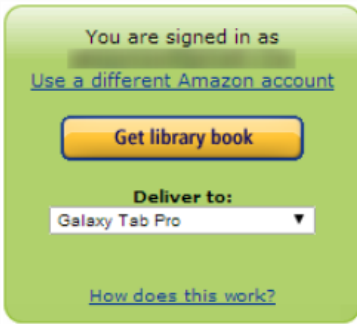


*If you're already signed into Amazon, continue to step 4.
If you're not signed into Amazon, skip to step 5.*

Step 4

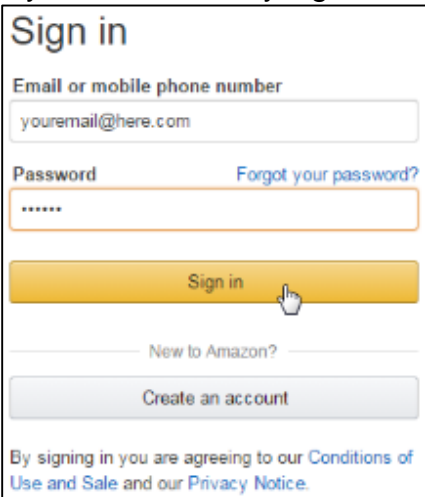
If you're signed into Amazon, select a device or reading app from the **Deliver to:** drop-down menu, then select **Get library book**. The book will be sent to your Kindle device or reading app, and you'll find it on your device or app's home screen. Library books require a Wi-Fi connection for download to Kindle devices. If you do not have an available Wi-Fi connection, you will need to

transfer the title via USB.

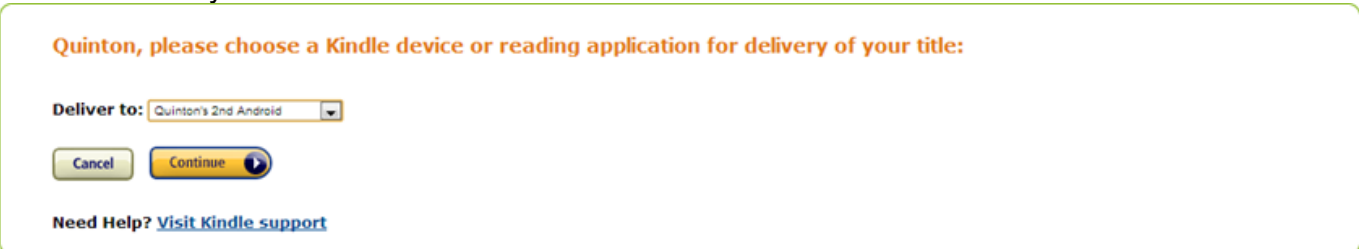


Step 5

If you're not already signed into Amazon, tap/click **Get library book**. You will be prompted to sign in.



After signing in, a page will open where you can select the device or reading app where you'd like to send the book you borrowed.



Select **Continue**.

Step 6

Your book will be delivered to your Kindle or reading app. Open it from your device or app's home screen to begin reading. If you want to read the eBook on a different Kindle device or app, you can download it again during the lending period. Books will return automatically after the loan period.

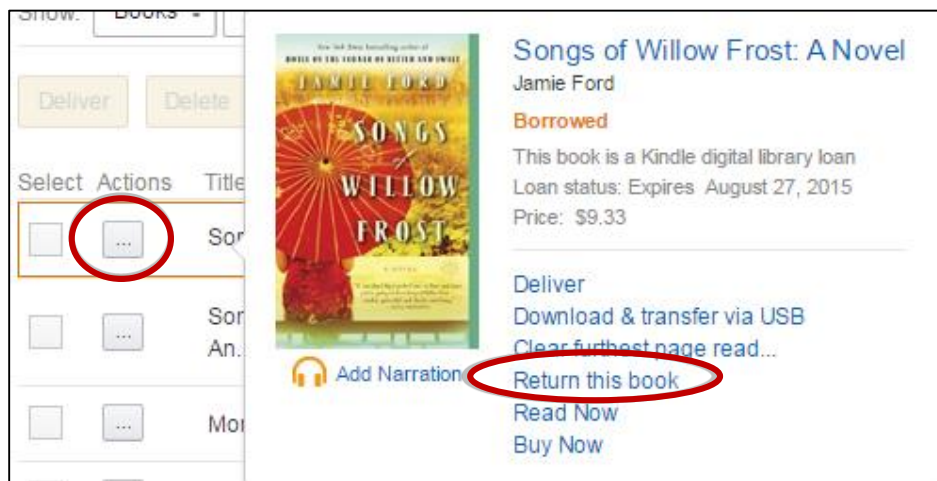
To return a Kindle book early, login to your Amazon account. Hover your mouse over your name on the top right hand side of the page. Click/tap on **Manage Your Content and Devices**.



- Your Account
- Your Orders
- Your Wish List
- Your Recommendations
- Your Subscribe & Save Items
- Your Home Service Requests
- Your Prime Membership
- Your Garage
- Your Amazon Credit Card Accounts

Manage Your Content and Devices

You will be presented with a list of books downloaded to your device. Click/tap on the button under **Actions** and then **Return this book**.



Need more help?

Note: Finger Lakes Library System, with the help of OverDrive, will continue to provide technical support for most aspects of digital lending. Once a Kindle user is directed to Amazon's website, Amazon will provide technical support for Kindle book related issues.

OverDrive Help:

<http://help.overdrive.com>

Visit your local library:

www.flls.org/member-libraries

Visit Amazon:

www.amazon.com/gp/help/customer/display.html